

Alternate E \flat Keys and Mechanisms for Fox Contrabassoons

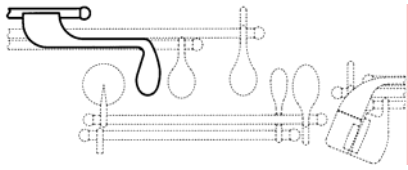
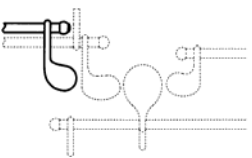
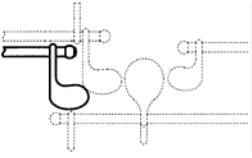
The unique problems of playing E \flat on the contrabassoon have inspired many solutions. Most of those solutions have centered on alternate locations from which an E \flat key can be used.

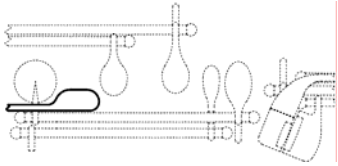
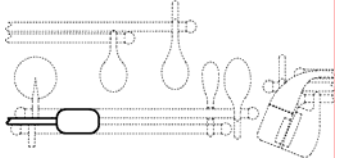
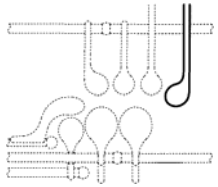
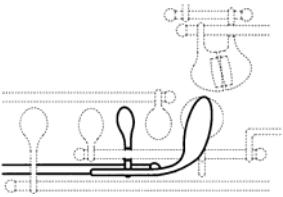
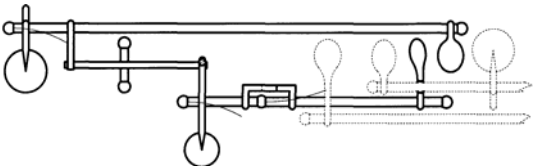
Each of the solutions for alternate E \flat keys works, but not everybody agrees on which solution is best. To satisfy the preferences we provide a selection of alternate E \flat keys to choose from.

Fox Contrabassoons are normally provided with an alternate E \flat key for the right forefinger. It is included in the basic Fox Contrabassoon because we believe that having an alternate E \flat is important. However, it can interfere with certain other optional keys, including the E/F \sharp trill key and other versions of alternate E \flat keys. When those keys are ordered the forefinger E \flat will be deleted.

When selecting an alternate E \flat consider the other responsibilities of the finger that must play the alternate E \flat . The E \flat keys for the right forefinger and for the right thumb have the least flexibility, as they cannot easily move between their primary duty and the alternate E \flat . The side key and left thumb E \flat keys can be used with minimal conflict with the finger's primary duties. The left little finger E \flat has the least competition for its use.

Multiple alternate E \flat keys are usually not possible. Each key has unique demands for leverages which may not combine together well. Only the Left Little Finger E \flat can be added without conflicts

| | |
|---|--|
|  | <p>Alternate E\flat for Right Forefinger</p> <p>This is the default alternate E\flat. It is part of the standard Fox Contrabassoon. It is deleted when other keys which conflict with it are ordered. These include most other alternate E\flat keys as well as the E/F\sharp trill key.</p> |
| <p>Version 1</p>  <p>Version 2</p>  | <p>Alternate E\flat for Right Hand Thumb</p> <p>Two positions are available for the right thumb E\flat. Version 1 may look more logical, but version 2 is actually more accessible. If no preference is indicated we will select the one that we feel will work best for you.</p> <p>Normally, the forefinger E\flat must be deleted when this option is ordered. A special mechanism that allows both to coexist is available. Please write for additional information.</p> |

| | |
|--|---|
| <p>Standard version</p>  <p>Alternate version</p>  | <p>Right Hand Side Key Eb</p> <p>The side key Eb is the only right hand Eb that doesn't completely interfere with the primary duty of the finger. This key can be accessed at the same time the tip of the finger remains close to its primary key.</p> <p>The standard version works for most situations. The alternate version is intended for players who prefer to use a bassoon style handrest, rather than the usual palm guard.</p> <p>This key conflicts with the forefinger Eb which will be deleted when this option is ordered.</p> |
|  | <p>Alternate Eb for Left Hand Thumb</p> <p>This Eb is convenient to use. It can easily be used as a primary Eb.</p> <p>This key conflicts with the forefinger Eb which will be deleted when this option is ordered. It also conflicts with the alternate top vent below the C#.</p> |
|  | <p>Alternate Eb for Left Little Finger</p> <p>This alternate Eb makes use of the least used finger. It is also the only alternate Eb that doesn't conflict with other keys.</p> <p>This key is normally set up so that depressing it also depresses the middle finger key. As a result, a "forked" Eb is possible using the forefinger and little finger.</p> |
|  | <p>Articulated Eb Mechanism</p> <p>This mechanism can enable note sequences that may otherwise be impossible. As an example, it will easily allow a rapid trill between C and Eb. It can also be used in numerous other sequences.</p> <p>An alternate Eb (not shown) is required. Although any alternate Eb can work, the Left Thumb Eb allows this mechanism to be used to its greatest potential.</p> <p>The mechanism is used by depressing and holding the alternate Eb. This links the C and Eb keys together allowing them to open and close simultaneously from the C key.</p> |